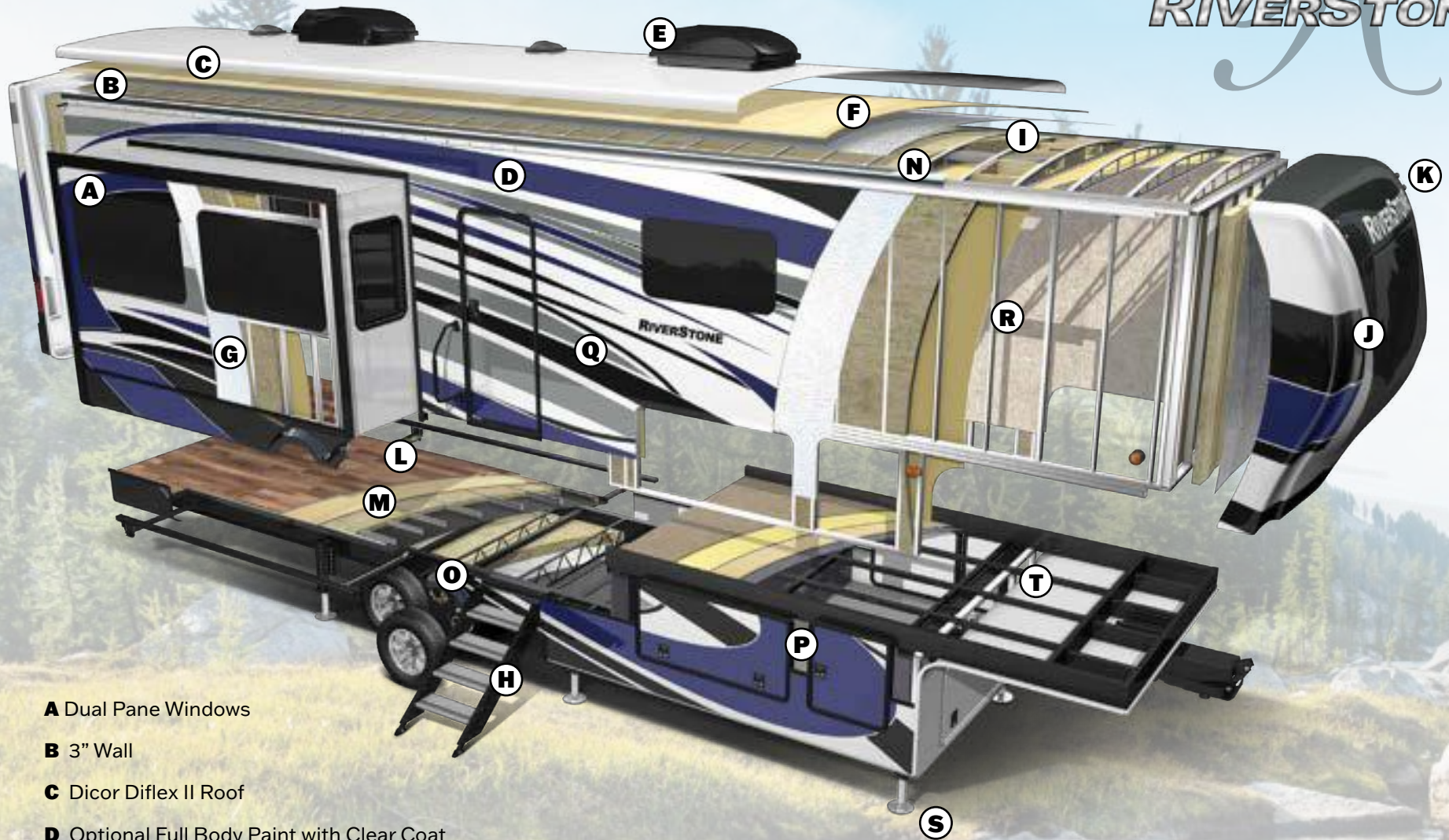


RIVERSTONE



CONSTRUCTION

R
RIVERSTONE



A Dual Pane Windows

B 3" Wall

C Dicor Diflex II Roof

D Optional Full Body Paint with Clear Coat

E 15K Whisper Quiet Air Conditioning

F 1/2" Plywood Roof Decking

G Batten Insulation

H MORryde Steps

I Aluminum Roof Trusses 5" Crown

J Front Painted Fiberglass Cap

K LED Front Cap Lights

L Residential Vinyl Flooring

M 5/8" Tongue-and-Groove Plywood Floor

N Roof: Batten Insulation and Thermo-Foil Insulation

O 8,000 lb. Axles/7,000 lb. Tri-Axles

P Industry Leading Storage

Q Gel Coat Fiberglass

R Thicker Interior Wall Board

S 6-Point Auto Hydraulic Leveling

T All Steel Upper Deck

RIVERSTONE FEATURES

RIVERSTONE FIFTH WHEELS

- All Steel Upper Deck
- 8,000 lb. Axles/7,000 lb. Tri-Axles
- Washer and Dryer
- Dishwasher
- Front and Rear Fiberglass Caps
- Dual Pane Windows
- Standard Graphics
- Truma On-Demand Hot Water
- Two Solara Power Awnings
- 1,500 Watt Inverter

RIVERSTONE RESERVE FIFTH WHEELS

- Steel/Aluminum Split Upper Deck
- 7,000 lb. Axles (3950FWK 8,000 lb. Axles)
- Washer and Dryer Prep
- Dishwasher Prep
- Painted Fiberglass Front Cap
- Single Pane Windows (Dual Pane Option)
- Different standard graphics package
- 12 Gallon Gas/Electric Water Heater (Truma Optional)
- Solara Power Awning (2nd Awning Option)
- 1,000 Watt Inverter

RIVERSTONE AND RIVERSTONE RESERVE SHARED FEATURES


- Cooper 17.5" H-rated Tires
- Hydraulic Main Floor Slides
- 101" Wide Body with 3" Hung Walls
- Wool Insulation with Thermo-Foil in Floor and Ceiling
- Dual 40 lb. LP Tanks
- Two Dual Battery Trays
- Firefly One-Touch Control System
- Two 15K BTU A/Cs with 3rd Prep and Energy Management System
- Insignia 3.7 CU. FT. Range
- Calcutta Solid Surface Countertops
- Two Holding Tanks with 12V Heat Pads
- Straight Line Roof with 1/2" Plywood Decking
- Residential Vinyl Flooring over 5/8" Tongue-and-Groove Plywood Subfloor
- 40K BTU Furnace
- Icon King Size 72" x 80" Mattress (66" x 80" in 42FSKG, 37FLTH, & 45BATH)
- 65" LED Smart TV with JBL Premium Sound System and DVD Player
- Generator Prep
- Allure Theater Seating and Hide-a-Beds





Juneau Gray with White Backsplash



Decorator White with Gray Backsplash




1. Upgraded Backsplash
2. Designer Pendant Lighting
3. Power Control System
4. Frameless Windows
5. Awning with Weathershield
6. Firefly Control Pad
7. JBL Sound System
8. Go Power Inverter
9. Water Manifold (Standard in Legacy Package only)
10. Control Center Docking Station
11. 30" Microwave, Stainless Steel Gas Range, and Oven



RIVERSTONE PAINT AND DECOR OPTIONS



Standard Exterior



Blue Thunder



Scarlett Storm



Steel Mist



White Water



Black Magic (45BATH only)

WOOD OPTIONS



Juneau Gray



Decorator White

UPHOLSTERY OPTIONS



Cool Grey Upholstery




Charcoal Upholstery

RIVERSTONE FLOORING OPTIONS



Standard Flooring



Stone Flooring

RIVERSTONE STANDARDS AND OPTIONS

STANDARD INTERIOR PACKAGE

- Insignia 3.7 CU. FT. oven with 4-burner range
- Upgraded Calcutta Solid Surface Countertop in Kitchen
- Large Stainless Steel Kitchen Sinks with Residential Faucet
- 18 CU. FT. French Door Refrigerator with Ice Maker
- Residential Soft Close Drawer Glides
- Shaw Residential Vinyl Flooring
- LED Lighting Throughout
- 30" Stainless Steel Microwave
- Oval Porcelain Toilet with Foot Flush
- Central Vacuum System
- 40,000 BTU Furnace
- 10" Thick Memory Foam Mattress 72"x80" Standard (Toy haulers 66"x80")
- Shaw Stain Resistant Carpet (in slide rooms)
- Day/Night Roller Shades Throughout
- 5,200 BTU Fireplace in Living Room
- Butcher Block Cutting Board Sink Covers
- Overhead Storage Cabinets in Main Level Living Room
- Sofa/Desk Slides
- Residential Soft Close Hinges on Cabinet Doors
- Under-Bed Storage Compartment
- Residential Tile Backsplash

STANDARD EXTERIOR PACKAGE

- Residential Insulation in Side Walls and Slide Rooms.
- ½" Plywood Roof Decking
- Dicor Full Wrapped Exterior Roof Skin
- 17.5" H-Rated Cooper Tires with Aluminum Rims
- Hydraulic Slide-outs on Main Level and Bed Slides
- Solera Electric Awning with LED Lights
- Side Turning Lights
- Trail-Aire Road Armour Suspension System
- 3" Hung Glass Exterior Walls with High Gloss Gel Coat Exterior
- Dexter Axle Tandem 8,000 lb. Axles/7,000 lb. Tri-Axles
- 32" x78" Entry Door with Friction Hinges
- Dual Pane Frameless Windows
- Full Docking Station
- Two 15,000 BTU High Performance Quiet Cool A/Cs
- Painted Full Front and Rear Fiberglass Caps (N/A 37FLTH, 42FSKG and 419RD – front caps only)
- 12V Powered 50 Amp Cord Reel
- MORryde Entry Step at Main Door
- Two Dual 6V or 12V Slide-Out Battery Trays
- High Visibility Chrome LED Tail Lights
- 2" Hitch Receiver for Bike Rack (N/A in Toy Hauler Models)
- Dual 40LB LP Tanks

RIVERSTONE LUXURY PACKAGE (MANDATORY)

- Automatic 6-Point Hydraulic Level-Up System
- Four Camera Observation System Prep
- TravlFi Journey XTR 4G/LTE Router & WiFi Extender
- Splendid "Astral" Stackable Washer and Dryer
- 40" LED TV in Bedroom
- Stained or Painted Hardwood Cabinetry and Stiles Throughout
- 12V Heated Holding Tanks
- Large Infiniti Light over Kitchen Island (NA on 39FSK or 42FSKG)
- Fischer Paykal Dishwasher
- Ceiling Fan (N/A on 39RBFL)
- Truma Aqua Go Comfort On-Demand Hot Water Heater
- LP Generator Prep
- Energy Management System
- Tank Sensors Display (Grey, Black and Fresh) Integrated with Firefly Readout
- Tire Pressure Sensors
- Additional Campside Awning w/Weathershield

GARAGE MODEL STANDARDS

- Triple 7000LB Axles
- 66" x 80" Residential 10" Memory Foam Mattress
- MORryde Zero Gravity Ramp Door
- 110" deep, 64" wide, 82" Tall (bed up) 58" Tall (bed down) Cargo Area (42FSKG, 37FLTH)
- Cargo Area: 166" Deep, 95" Wide; Door: 84" Wide, 86" High (45BATH only)

ULTIMATE ELECTRONICS PACKAGE (MANDATORY)

- 65" Samsung LED Smart TV in Living Room (55" TV in 37FLTH and 39RBFL)
- JBL Premium Sound System with DVD Player
- 1500 Watt Inverter
- Firefly Integrated Touch Control System
- 190 Watt Solar Panel with 30Amp Controller
- Pre-Wire Prep for 2 Additional Solar Panels

OPTIONAL LEGACY PACKAGE

- Full Body Paint
- Disc Brakes
- Goodyear Tires
- JBL Subwoofer
- Dyson Cordless Vacuum
- Two Folding Chairs
- LCI Waste Management System
- Full Unit Water Manifold System

ADDITIONAL OPTIONS

- 3rd A/C (15,000BTU) with Heat Pump
- Heat Pump on Bedroom A/C
- 5.5 Onan Marquis Gold LP Generator
- Cadet Wall Mounted Electric Heater in Bedroom
- Trail Air 21K Hitch
- Good Year 17.5" H Rated Tires—Tandem Axle
- Good Year 17.5" H Rated Tires—Triple Axle (Toy Haulers)
- Four Camera System with 7" Monitor Screen—Rear, Side and Entry Door Views
- Slide Room Awning Toppers with Metal Weather Shields
- Two Additional 190W Solar Panels
- MORryde Independent Suspension System
- Full Body Paint
- Hydraulic Disc Brakes
- 40" Outside TV (NA on 42FSKG and 37FLTH)
- 50" Outside TV (Toy Haulers Only)
- 30" Stainless Steel Convection Microwave Oven
- Stone Pattern Flooring
- Two Folding Chairs
- Queen Bed Suite IPO King Bed Suite
- Carpet on Bedroom Floor IPO Vinyl
- 2nd Sofa IPO Desk (39RKFB, 39FSK, 42FSKG)





39RKFB

The 39RKFB is designed with your dream kitchen in mind. A cupboard for every pan, a shelf for every dish, and enough counter space to prepare a meal for the entire campground.

In the spacious living room, you'll find the added convenience of a standard desk, giving you the benefit of an office without sacrificing space (optional hide-a-bed sofa in place of desk).





42FSKG

The Riverstone Series isn't just about luxury, it's about convenience. Our toy hauler models allow you to take your favorite hobbies on the road.

The cargo area features motion sensor floor lighting and can transport a lifted golf cart, a tricked-out motorcycle, bicycles, gym equipment, hunting gear—or anything else you can think of!





442MC

The 442MC is a unique fifth wheel that features a rear “man cave” with a queen bed that lowers from the ceiling! In addition to this innovative layout, the 442MC also provides all the luxury you’ve come to expect from the Riverstone brand—from residential appliances to modern conveniences like a built-in dishwasher and central vacuum system, this unit has it all.





45BATH

The 45BATH is a fully equipped, luxury toy hauler that's both fun and functional.

Use the garage to take all your toys on the road—or get creative and transform the toy hauler space into a rolling art/music studio, workshop, homeschool classroom, playroom, tailgating deck, spare bedroom—or anything else you can think of!



45BATH LEADING FEATURES:

- Triple 7,000 lb. Axles
- Goodyear H-Rated Tires 17.5"
- Disk Brakes
- Yamaha 5500 NPS Gas Generator
- 60 Gallon Fuel Station
- MorRyde Independent Suspension (Optional)
- Rear Patio Deck
- Drop Down Queen Bed
- Drop Down Lounge Seating
- Glass Bi-Folding Doors Between Cargo and Living Spaces





39RBFL



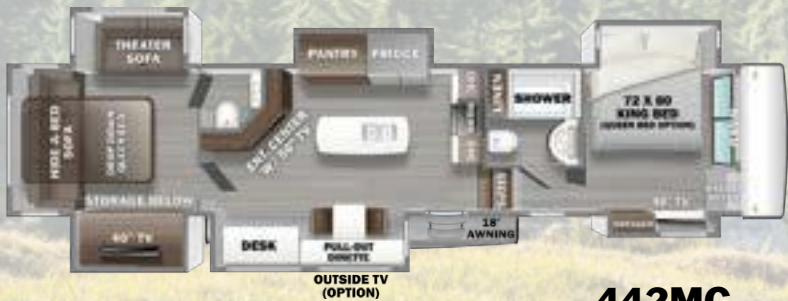
39RKFB



391FSK



419RD



442MC

Riverstone Reserve



3670RL



3850RK



3950FWK


Riverstone Toy Haulers



37FLTH



42FSKG



45BATH

Riverstone Limited Edition



41RL

MODEL	GVWR	HITCH	UVW	CARGO	LENGTH	HEIGHT	AWNING	FRESH	GRAY	BLACK
RIVERSTONE										
39RBFL	19,085 lb.	3,085 lb.	16,347 lb.	2,738 lb.	41' 5"	13' 4"	12' & 18'	79 gal.	80 gal.	80 gal.
39RKFB	19,084 lb.	3,084 lb.	16,292 lb.	2,792 lb.	42' 7"	13' 4"	12' & 20'	79 gal.	80 gal.	80 gal.
391FSK	18,555 lb.	2,555 lb.	15,361 lb.	3,194 lb.	42' 8"	13' 4"	12' & 16'	79 gal.	120 gal.	40 gal.
419RD	21,000 lb.	2,850 lb.	18,271 lb.	2,729 lb.	43' 2"	13' 4"	11' & 18'	79 gal.	80 gal.	40 gal.
442MC	21,000 lb.	2,805 lb.	19,131 lb.	1,869 lb.	44' 4"	13' 4"	18'	79 gal.	80 gal.	40 gal.
RIVERSTONE RESERVE										
3670RL	16,135 lb.	2,135 lb.	14,001 lb.	2,134 lb.	38' 3"	13' 4"	18' & 12' (opt)	79 gal.	80 gal.	40 gal.
3850RK	16,600 lb.	2,600 lb.	14,151 lb.	2,449 lb.	39' 7"	13' 4"	18' & 12' (opt)	79 gal.	80 gal.	40 gal.
3950FWK	18,750 lb.	2,750 lb.	16,131 lb.	2,619 lb.	42' 6"	13' 4"	12' & 18'	79 gal.	80 gal.	40 gal.
RIVERSTONE TOY HAULERS										
37FLTH	21,000 lb.	3,970 lb.	17,504 lb.	3,496 lb.	42' 2"	13' 4"	10' & 18'	79 gal.	80 gal.	40 gal.
42FSKG	21,000 lb.	3,950 lb.	17,726 lb.	3,274 lb.	44' 10"	13' 4"	11' 6" & 18'	79 gal.	80 gal.	40 gal.
45BATH	24,000 lb.	3,908 lb.	18,129 lb.	5,871 lb.	45' 0"	TBD	10' 6" & 18'	158 gal.	80 gal.	40 gal.
RIVERSTONE LIMITED EDITION										
41RL	24,000 lb.	3,715 lb.	19,406 lb.	4,594 lb.	42' 6"	13' 4"	10' 6" & 12'	79 gal.	80 gal.	40 gal.



FROG™ the Forest River Owners' Group!

FREE MEMBERSHIP
to Forest River Owners' Group



www.forestriverfrog.com



**24/7 EMERGENCY
ROADSIDE ASSISTANCE
WITH VEHICLE PURCHASE**

TOWING	WINCH-OUT
JUMP-STARTS	MOBILE MECHANIC
TIRE CHANGES	TECHNICAL SUPPORT
FLUID DELIVERY	DEALER LOCATOR
LOCKOUT SERVICE	SERVICES

SAFERIDERV
MOTOR CLUB

VALID FOR 1 YEAR FROM DATE OF PURCHASE



PRE-DELIVERY INSPECTION FACILITY
20,000 square feet of quality assurance. The bare essentials for a premium product. This state-of-the-art facility gives immediate daily feedback to production for quality assurance in every unit built.

CUSTOMER SATISFACTION



www.ForestRiverBuyLocal.com

UVW (Unloaded Vehicle Weight)* is the typical weight of the unit as manufactured at the factory. It includes all weight at the unit's axle(s) and tongue or pin and LP Gas. The UVW does not include cargo, fresh potable water, additional optional equipment or dealer installed accessories. *Estimated Average based on standard build optional equipment.

CCC (Cargo Carrying Capacity) is the amount of weight available for fresh potable water, cargo, additional optional equipment and accessories. CCC is equal to GVWR minus UVW. Available CCC should accommodate fresh potable water (8.3 lbs per gallon). Before filling the fresh water tank, empty the black and gray tanks to provide for more cargo capacity. Estimated average based on standard build optional equipment. See back page for additional specification definitions.

GVWR (Gross Vehicle Weight Rating) - is the maximum permissible weight of the unit when fully loaded. It includes all weights, inclusive of all fluids, cargo, optional equipment and accessories. For safety and product performance do NOT exceed the GVWR.

GAWR (Gross Axle Weight Rating) is the maximum permissible weight, including cargo, fluids, optional equipment and accessories that can be safely supported by a combination of all axles.

Each Forest River RV is weighed at the manufacturing facility prior to shipping. A label identifying the unloaded vehicle weight of the actual unit and the cargo carrying capacity is applied to every Forest River RV prior to leaving our facilities. The load capacity of your unit is designated by weight, not by volume, so you cannot necessarily use all available space when loading your unit.

All information contained in this brochure is believed to be accurate at the time of publication. However, during the model year, it may be necessary to make revisions and Forest River, Inc., reserves the right to make all such changes without notice, including prices, colors, materials, equipment and specifications as well as the addition of new models and the discontinuance of models shown in this brochure. Therefore, please consult with your Forest River, Inc., dealer and confirm the existence of any materials, design or specifications that are material to your purchase decision. ©2023 Riverstone, a Division Of Forest River, Inc., a Berkshire Hathaway Company. All Rights Reserved.



Download the Forest River mobile app or visit our dynamic online manual to enhance your ownership experience. These interactive options provide incredible ease and insight into use, maintenance and enjoyment of your Forest River product. From "How-To" videos, pictures and illustrations of various components, systems and features, to fully searchable content and downloadable PDFs for individual component owner's manuals, answers are always just a click away.



View manual at <https://forestriverinc.help/#/forestriverrv/vehicles/2022> or download our FREE app from the App Store or Google Play!



Learn More
Scan this barcode using a QR Reader on your smart phone to learn more about Forest River.



A Berkshire Hathaway company.

**LA MESA REC
VAN**

LaMesaRV.com
800-496-8778

DEALER